


My inspiration



Debra Page


"While I was growing up, our family pet was a sweet-natured Labrador named Goldie. I have such fond memories of playing with her in the garden – working on this Design Library brought them all flooding back. I've included all the most popular dog breeds, so you should have plenty to choose from."

1



GREAT DANE

4



CHOW CHOW

5



ROUGH COLLIE

8




Chihuahua

9



RED SETTER

10



AFGHAN HOUND

Dogs Design Library key

✦ Cross stitch in two strands

	DMC	Anchor	Madeira	
∧	B5200	1	2401	white
■	310	403	2400	black
◐	318	399	1801	grey
■	413	236	1713	very dark grey
■	414	235	1714	dark grey
■	415	398	1802	light grey
■	433	357	2602	brown
■	434	310	2009	light brown
■	435	1046	2010	dark tan
■	436	1045	2011	tan
z	712	926	2101	cream
◇	726	295	109	yellow
■	738	367	2013	light tan
∞	739	366	2014	very light tan
◇	758	868	2313	peach
×	762	234	1804	very light grey
■	938	380	2005	dark brown
■	976	1001	2303	ginger
■	977	1002	2302	light ginger
■	3041	871	806	mauve
■	3740	873	2614	dark mauve
■	3778	338	402	rust red
■	3826	1048	2306	dark ginger

✦ Backstitch in one strand

—	B5200	1	2401	white
—	310	403	2400	black
—	413	236	1713	very dark grey

✦ French knots in one strand

○	B5200	1	2401	white
●	413	236	1713	very dark grey


These designs were stitched using DMC stranded cotton




Fox
Terrier




COCKER
SPANIEL



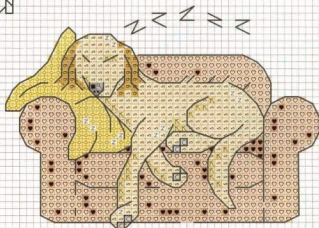
AIREDALE
TERRIER



Basset Hound



Puppy Love!



Let sleeping dogs lie!

13




DANDIE DINMONT
TERRIER

15




Pug

14



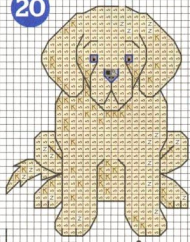
FOX HOUND

19




King Charles Spaniel

20



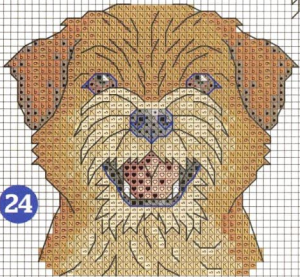
Fetch it
yourself!

21




Rhodesian Ridgeback

24




BORDER TERRIER

25




BERNESE
MOUNTIAN DOG

32



Bulldog

33




Dog

and
bone!

ALL IN THE DETAIL

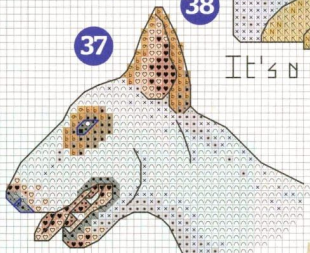
Debra has used a few fractional stitches in some of these designs, in order to make all the different pooches' faces look just right. If you need a bit of help with your fractionals, turn to page 37 and read our handy guide to working these little stitches.

36




A dog's breakfast!

37

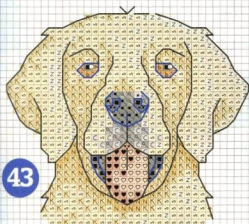
BULL
TERRIER

38



It's a dog's life!

43

GOLDEN
RETRIEVER

Coming next

▶ Blackwork jewels

We're going a little bit medieval next month, with a special Design Library full of ornate jewels from top blackwork designer Elizabeth Almond. If you're looking for a speedy stitch with luxury style, you'll find exactly what you need here in issue 181, on sale from 18 August.

TO
SUBSCRIBE
turn to
p36

How to make a pouch


- 1 Trim the design to 12cm (4 $\frac{3}{4}$ in) wide. Iron interfacing onto the reverse.
- 2 Cut two pieces of fabric to 5.5x12cm (2x4 $\frac{3}{4}$ in) and 8.5x12cm (3 $\frac{1}{2}$ x4 $\frac{3}{4}$ in). With a 1cm (1/2in) seam, pin and stitch the short panel to the bottom of the aida, and the long one to the top.
- 3 Cut some fabric to 12x19cm (4 $\frac{3}{4}$ x7 $\frac{1}{2}$ in) for the

back panel. Along the top edge of each panel, pin and stitch a 2cm (3/4in) hem.

- 4 Put panels right sides together. With a 1cm (1/2in) seam, pin and stitch together along the bottom and sides, just up to the top hem. Turn through. Feed a cord through the hem, and pull to close.

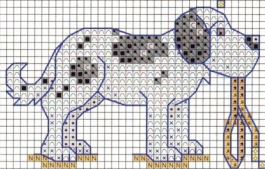


29



Dog Tired!

30




31



Dog's Dinner

34



West Highland Terrier

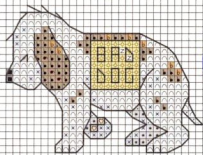
35



Corgie

tip
If you can't find the breed you'd like here, why don't you ask Jenny Barton to fix that for you? Turn to page 98 to find out how we can make your chart dreams a reality

39



In the dog house!

40



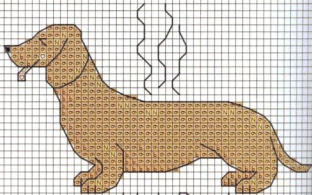
DALMATIAN

41




Hair of the dog!

42



Hot Dog!

16



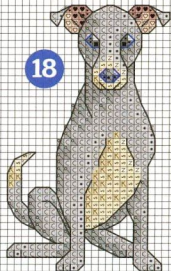
JACK RUSSELL
TERRIER

17



Pomeranian

18




Greyhound

22




OLD ENGLISH
SHEEP DOG

23




JAPANESE
CHIN

26



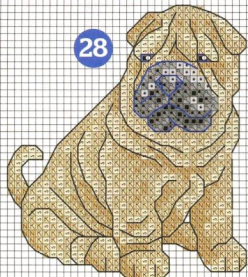
Golden Retriever

27



POODLE

28



Shar Pei