




DIET TOMORROW CROSS STITCH SHEET 1

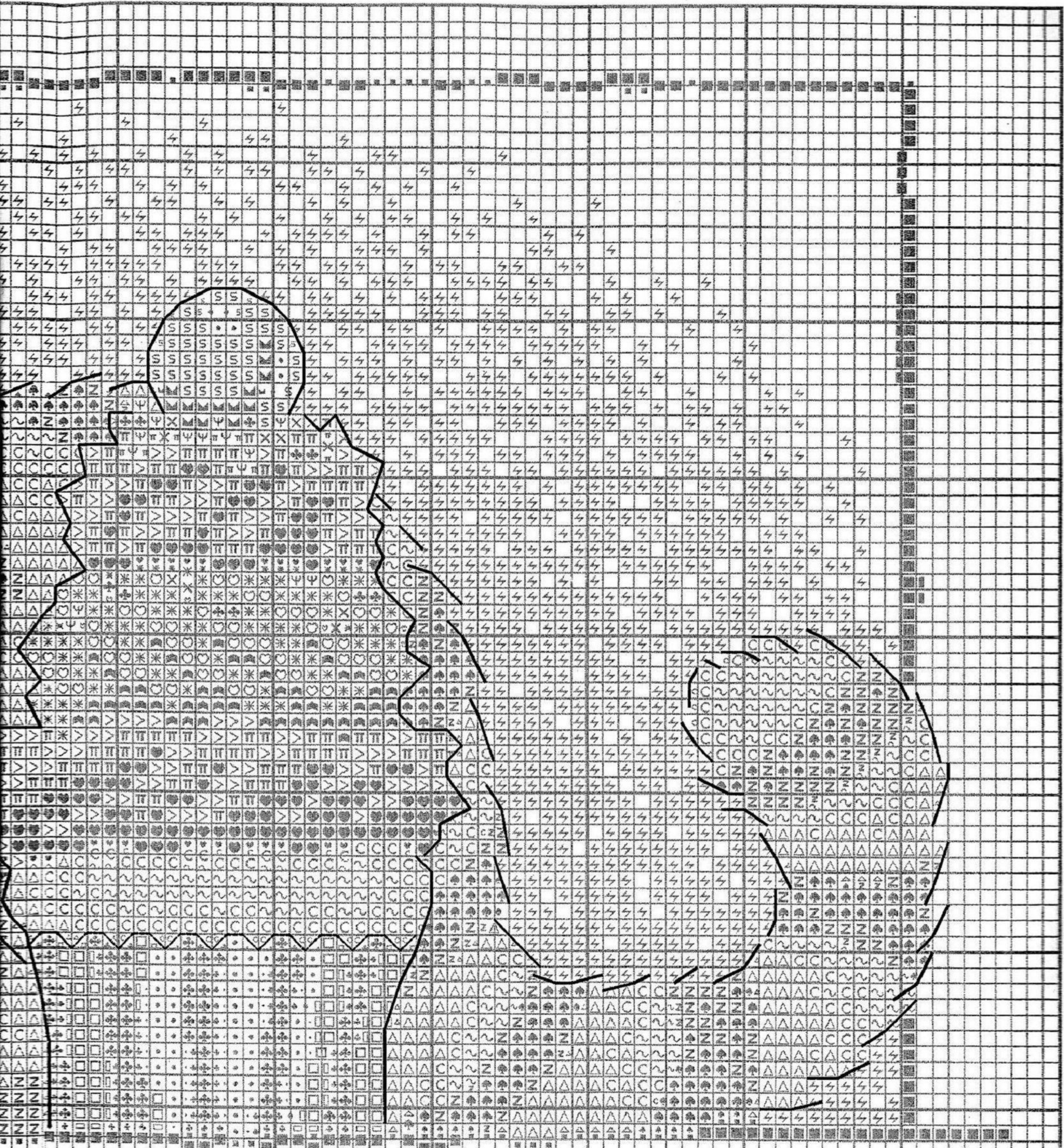




TOMORROW OUTLINING SHEET 2



I'll start the



quiet tomorrow.

DIET TOMORROW KEY

To protect these charts tape along the folds using transparent tape.

Numbers refer to DMC colours.

Cross stitch using two strands of one colour.

Π 155 (medium purple)	♣ 816 (dark red)
□ 168 (grey)	♠ 976 (very dark apricot)
> 211 (pale lilac)	Z 977 (dark apricot)
■ 310 (black)	♣ 996 (bright blue)
♥ 340 (dark purple)	▲ 3712 (dark pink)
⊞ 666 (bright red)	♡ 3713 (light pink)
Ψ 701 (bright green)	~ 3770 (very light apricot)
X 727 (yellow)	△ 3827 (medium apricot)
* 760 (medium pink)	• 3865 (soft white)

Thread quantities listed below are for six stranded, 61cm (2ft) lengths of DMC stranded cottons.

DMC	Quantity	DMC	Quantity
155	2	816	1
168	2	976	4
211	2	977	4
310	5	996	2
340	2	3712	1
523	8	3713	1
666	1	3770	5
701	1	3827	5
727	1	3856	3
760	2	3865	4

Cross stitch using one strand of each of two colours.

C 3770 (very light apricot) & 3856 (light apricot)

Cross stitch using one strand of one colour.

↖ 523 (soft green)

Outlining working in back stitch and long stitches.

_____ 310 (black) - using 1 strand

_____ 310 (black) - using 2 strands

Helpline

If you have any problems or require assistance in working this design, please contact:

Heritage Crafts Ltd., Redbrook Lane,
Brereton, Rugeley, Staffs. WS15 1QU.
Phone: 01889 575256.

HERITAGE
Crafts

© Copyright 2010