

## Instructions and Symbol Key for Design "Morozenko"























---

**Fabric:** 14 count Aida



**Stitches:** 48 x 96                      **Size:** 3.43 x 6.86 inches or 8.71 x 17.42 cm

**Colours:** DMC

Use 2 strands of thread for cross stitch

<u>Sym</u>	<u>No.</u>	<u>Colour Name</u>	<u>Sym</u>	<u>No.</u>	<u>Colour Name</u>
	433	Chocolate brown		666	Bright red
	321	Red		304	China red
	676	Savannah gold		729	Honey gold
	680	Dark old gold		435	Tabacco brown
	436	Teddy brown		437	Camel
	712	Cream		739	Dune cream
	3733	Ash Hydrangea pink		3354	Hydrangea pink
	3731	Dark Hydrangea pink		834	Light brass
	833	Brass		832	Light green bronze
	3820	Maze yellow		3821	Straw yellow
	3822	Light straw yellow		ECRUT	ECRUT

Use 1 strand of thread for backstitch

	DMC 310	Black
	DMC 433	Chocolate brown

This chart has been designed and printed with our best intentions of being without mistakes. However, the possibility of human error, printing mistakes or the variation of individual stitching does exist, and we regret that we cannot be responsible for this.

Note: The shaded blocks on the chart represent overlapping stitches.  
 Produced using Cross Stitch Professional for Windows [www.dpssoftware.co.uk](http://www.dpssoftware.co.uk)  
 Copyright © nataly19\_88@mail.ru 2014 All rights reserved.