


Christmas Pudding chart (top left)



Christmas Pudding chart (top right)

Christmas Pudding key

✦ Cross stitch in two strands

	DMC	Anchor	Madeira	
○	blanc	2	2402	white
♥	350	11	213	red
♣	352	9	303	coral
♠	433	357	2602	dark tan
N	436	1045	2011	tan
●	780	309	2212	old gold
◆	895	1044	1405	forest green
♣	938	380	2005	brown
▽	3023	899	1813	stone grey
J	3024	900	1814	light stone grey
§	3052	859	1513	sage green
x	3821	305	2510	straw
⊠	3853	1003	311	copper
s	3866	926	2101	pearl

✦ Backstitch in one strand

—	300	352	2304	ginger
—	304	19	511	ruby red
—	352	9	303	coral
—	780	309	2212	old gold
—	3787	273	1811	smoke grey
—	3853	1003	311	copper

STITCH COUNT 139 high x 111 wide

DESIGN AREA 14 HPI (28-count evenweave) – 25x20cm (10x8in)

STITCHED BY Lisa Shaw

This design was stitched using DMC stranded cotton

Liz READER PANEL




“ This Christmas pudding sampler would make a great wall hanging for the kitchen, with all the yummy ingredients for the perfect pud. I think it would look wonderful. I love the colours and the design style, and the lettering is brilliant. ”

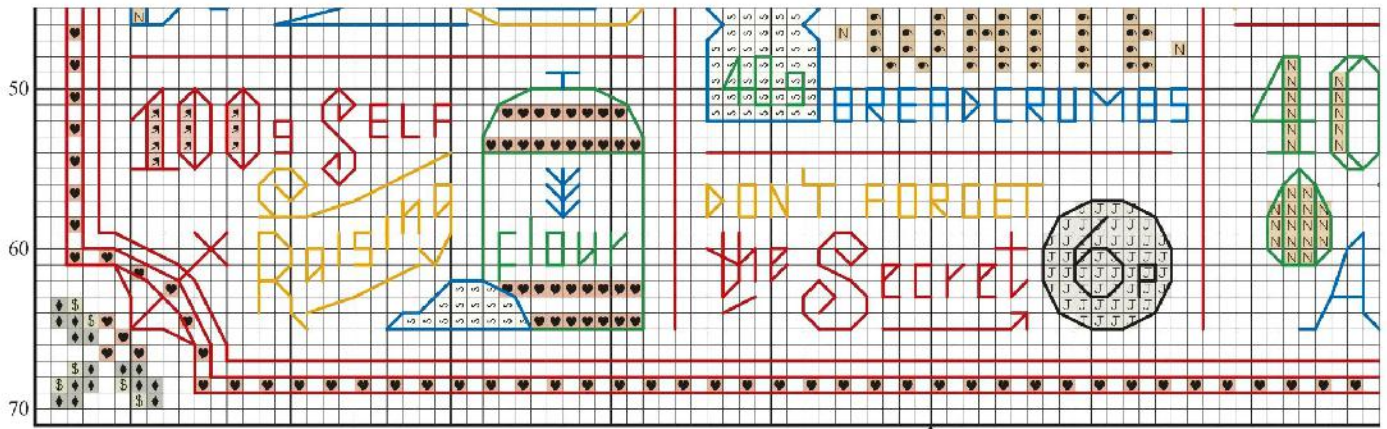
Shopping list

- ✦ Zweigart* 14-count rustico oatmeal aida measuring 41x36cm (16¼x14¼in)
- ✦ Stranded cotton as listed in the key
- ✦ Size 24 tapestry needle
- ✦ Frame of your choice with a minimum aperture of 26x21cm (10¼x8¼in)


Thread & fabric cost
Approximately £25

*For stockists see page 90





Christmas Pudding chart (bottom left)

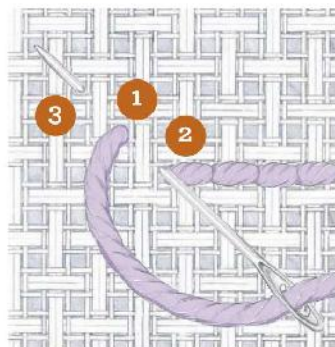


Christmas Pudding chart (bottom right)

How to...

do perfect backstitch

When you've finished all the cross stitches, load your needle with one strand of cotton as indicated in the key. Following the backstitch line on the chart, make your stitches as in this diagram. Bring your needle up at 1, down at 2 then back up at 3, stitching in a two steps forward, one step back motion. Use short lengths, to prevent the thread fuzzing up with wear.



TOP TIP
Before you start the backstitch, thread several needles with each of the different shades, so you don't need to pause to rethread so often

“I want to try stitching typography, and I love Christmas pudding, so I'll enjoy this sampler – it'll make a tasty countdown to the big day!”



SUE, SENIOR ART EDITOR