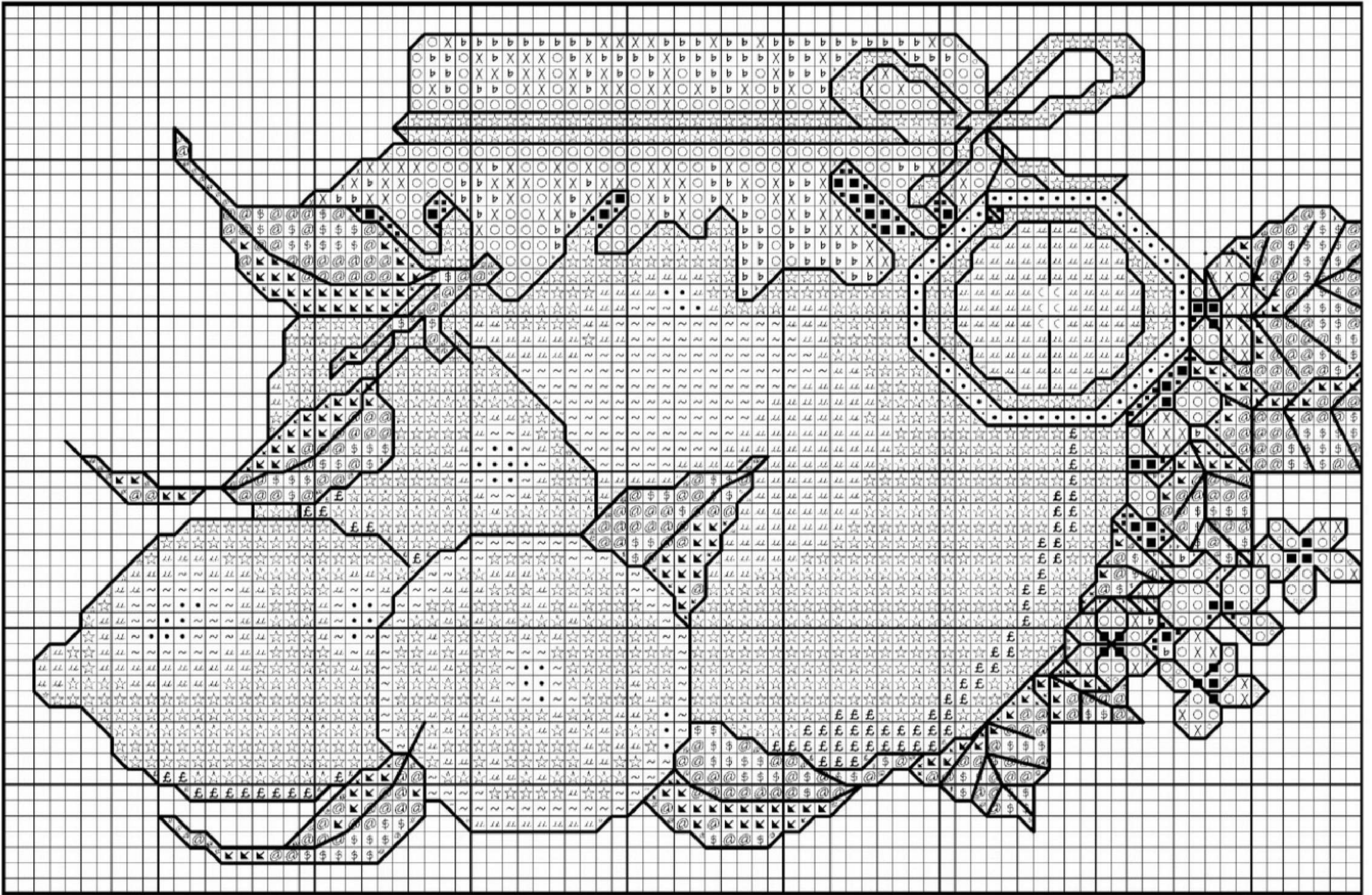
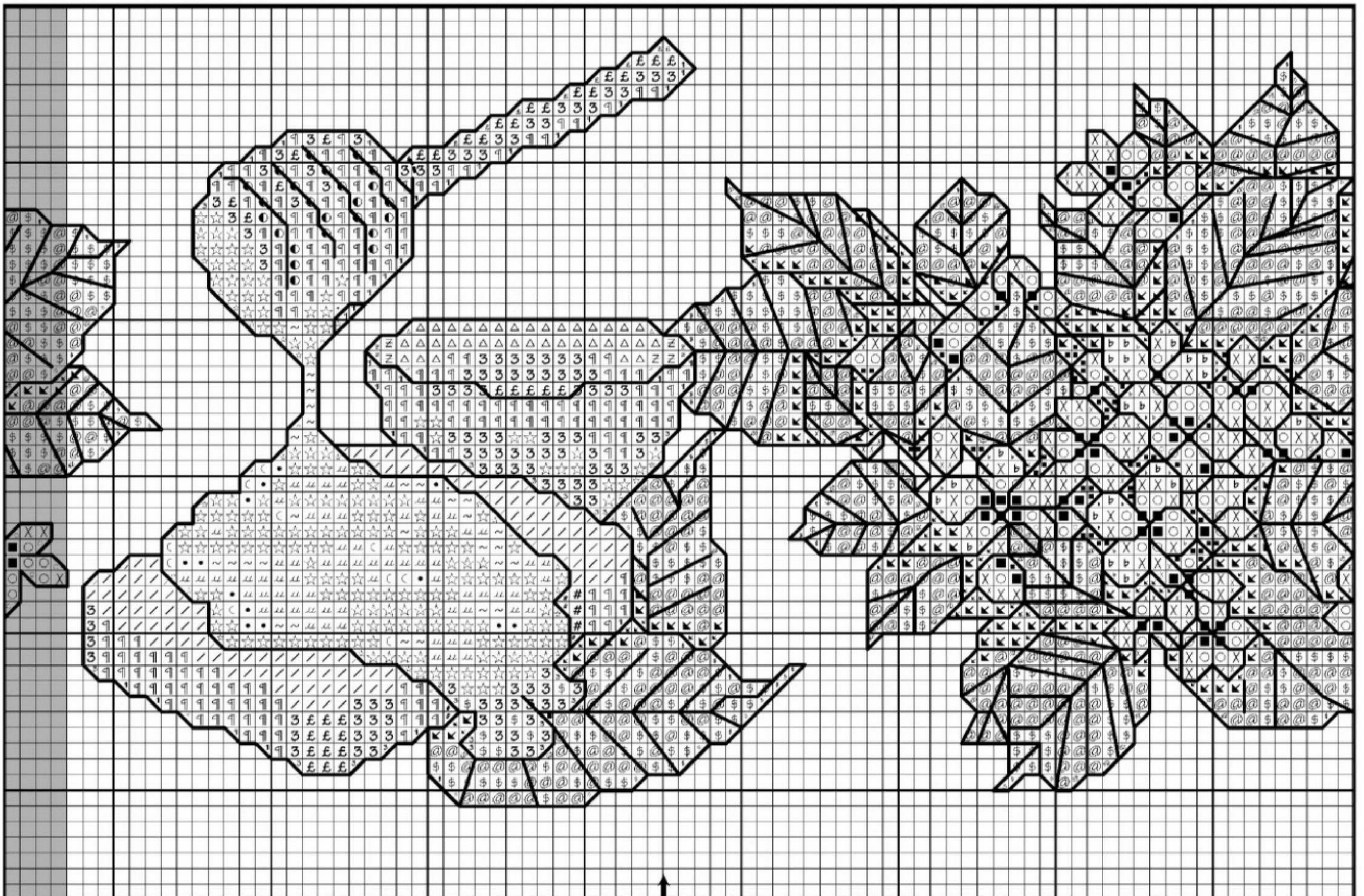


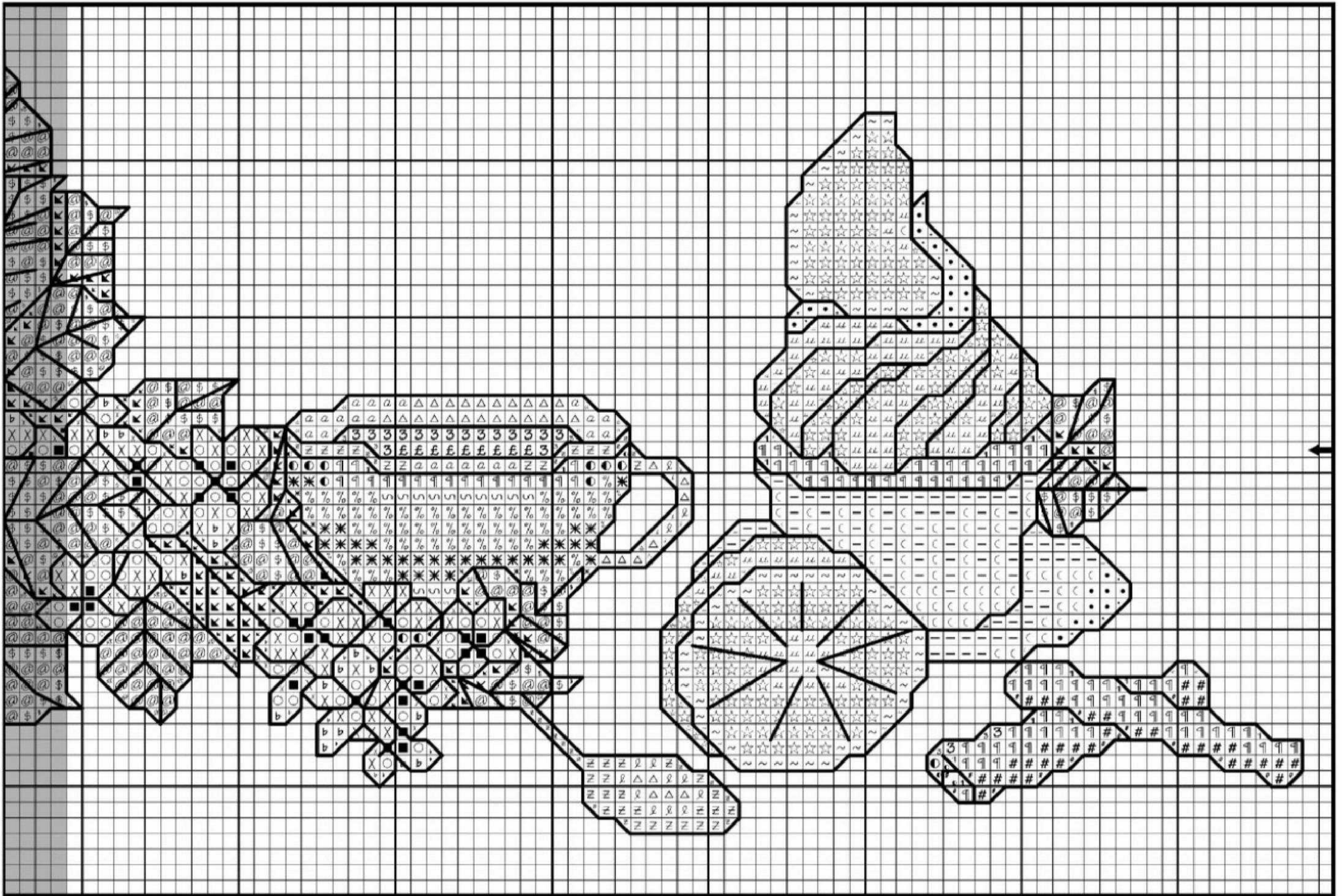
Seasonal Fruits: Lemons



Shaded portion indicates overlap from above.



Shaded portion indicates overlap from bottom of previous page.



Seasonal Fruits: Lemons

Design by Sherrie Villamil
for Presencia America

Skill level: Confident Beginner

Materials

- 10" x 24" piece 14-count sky blue Aida from Zweigart®**
- One skein each Presencia® six-strand embroidery floss**
- One skein Presencia® Metallics six-strand embroidery floss**
- Size 24 tapestry needle
- Professionally framed*

*See *Where to Find It* on page 74.

**Refer to color code.



Presencia®

- 1000 soft white
- 3 1068 golden brown, med.
- u 1094 banana, lt.
- ☆ 1098 banana
- £ 1140 tangerine, lt.
- ⊂ 1211 baby yellow
- ~ 1214 yellow, lt.
- b 2729 blue violet, lt.
- 2732 blue violet, med.
- X 3060 blue violet, dk.
- △ 3468 bay blue, pl.
- ℓ 3721 green gray, lt.
- \$ 4885 yellow green, med.
- ▼ 5075 pine green, dk.
- @ 5156 pine green
- / 7128 winter white
- 7492 red copper, dk.
- ∩ 7567 orange spice, med.
- % 7574 orange spice, dk.
- * 7580 red copper
- ¶ 7731 golden brown
- # 7740 golden brown, dk.
- 8083 coffee brown, dk.
- a 8728 shell gray, lt.
- z 8773 pewter, lt.

Stitch count: 53H x 246W

Design size: 3⁷/₈" x 17⁵/₈"

Instructions: Cross stitch over one square using two strands of floss. Work ¼ cross stitch where small symbols appear using two strands of floss.

Backstitch over one square using one strand 8083.

Stitched by Linda Hall 

Seasonal Fruit Series
Pears (April 2014)
Apples (October 2014)
Lemons (June 2014)
Oranges (August 2014)

