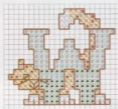
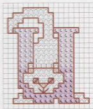
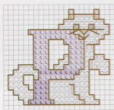


“Spend a few weeks watching cats sit, walk and communicate with us to find just the right look for these designs. It’s true – they can become quite fascinating.”

Sue

Changing SIZES

You can alter the size of these initials simply by stitching on a different count of fabric. If you are teaching young children to stitch, let them try a single initial on 11-count fabric using four strands of thread. If you want to make the designs smaller, use a higher count fabric such as 18-count aida.



Shopping tip

It's amazing how much stitching fabric can cost. For these simple designs dig around in your local needleshop's remnant box and make mini patches.



ALPHABET KEY

DMC	Anchor	Madeira	Symbol	Color
* Cross stitch in two strands				
blanc	1	2401	□	white
340	118	0902	■	mauve
402	1047	2307	■	light tan
415	848	1802	■	light grey
603	62	0701	■	pink
604	66	0614	■	light pink
703	225	1307	■	green
742	303	0201	■	orange
758	4146	2309	■	flesh
826	161	1012	■	blue
959	186	1113	■	turquoise
964	185	1112	■	light turquoise
3746	1030	0902	■	dark mauve
3799	401	1713	■	dark grey
3776	1001	2306	■	tan
* Backstitch in one strand				
838	380	2005	—	brown

* STITCH COUNT

20 high x 20 wide

* DESIGN AREA

14 HPI - 3.6 x 3.6cm (1 1/4 x 1 1/4 in)

18 HPI - 2.8 x 2.8cm (1 1/4 x 1 1/4 in)

22 HPI - 2.3 x 2.3cm (1 x 1 in)

This design was stitched using DMC stranded cotton.