




# OneNighters



**Crazy tip!**  
Mini motifs like these are great for using up any scraps of fabric you have left over

## Buzzzy bee abc

▼ DMC ▼ Anchor ▼ Madeira

✦ Cross stitch in two strands

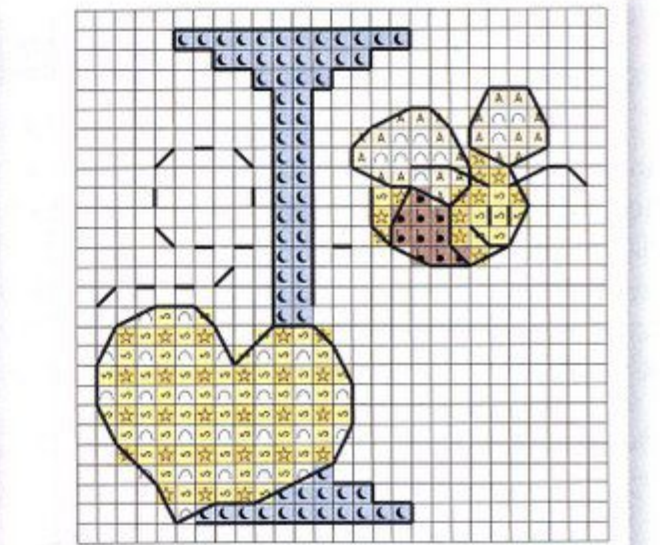
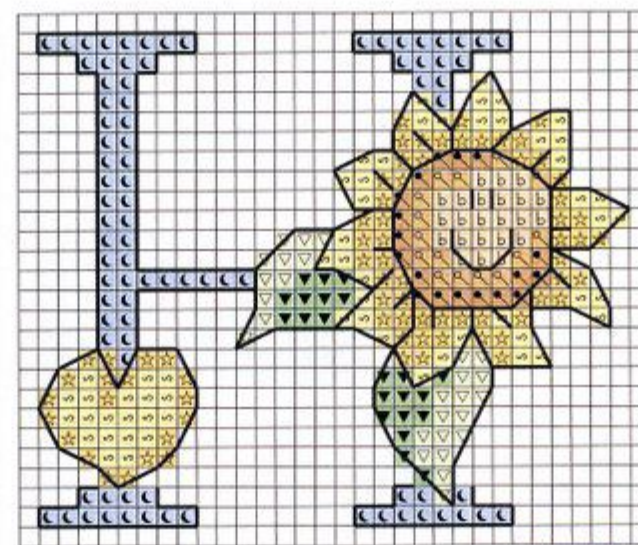




∩	blanc	2	2402
●	435	1046	2010
○	436	1045	2011
b	437	362	2012
☆	725	305	113
s	727	293	112
A	739	366	2014
☾	799	145	910
▼	912	209	1213
▽	954	203	1207
■	3371	382	2004

✦ Backstitch in one strand





—	3799	236	1713
---	------	-----	------

✦ Whole stitches only

Max. stitch count 30 (h) x 33 (w)  
Design area on 14-count fabric  
5.5x6cm (2¼x2½in)  
Stitched by Judy Davies



# OneNighters







## Sarah Says...




**Sarah Malone, Art Editor**  
*Cross Stitch Crazy*


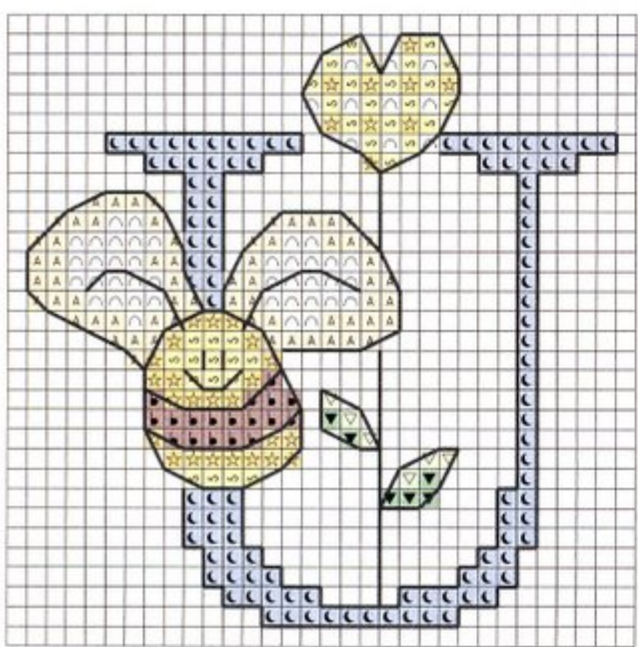


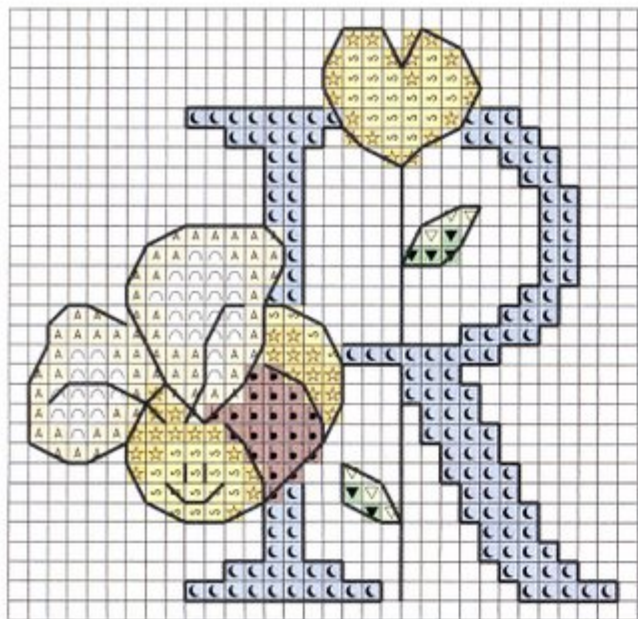
Sunflowers are my absolute favourite summer flower! They're so big and bright and they just always look pretty. I really love the way Lucie's designed them as if they're smiling here in her abc, along with the bees – normally I'm terrified of any flying insects but these little guys are cute! And I think my nephew would think so too, so it looks like I've found the design that's going to decorate his birthday card this summer!



**Don't forget**  
To send us some pictures of your stitching to the address on page 22



# OneNighters



**Crazy tip!**  
Stitch your name onto a piece of aida band to make a pretty bookmark

