











PONTO DE CRUZ COM 2 FIOS DE LINHA  **Anchor Mouliné**

 46	 255	 304
 55	 295	 884
 161	 298	 956
 245		

CONTORNO EM PONTO ATRÁS:

 304	 380
-----------------------------------------------------------------------------------------	-----------------------------------------------------------------------------------------

