
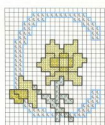
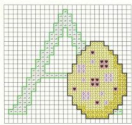


Onenighters



Easter abc

▼ Anchor ▼ DMC ▼ Madeira

✱ Cross stitch in two strands

□	73	963	607
■	75	603	609
●	108	155	802
■	109	209	711
⊔	128	3753	909
⊔	129	157	907
⊔	185	959	1112
◆	293	727	110
◆	297	973	106
◆	372	738	2102
◆	373	3045	2202
◆	399	964	1104

✱ Backstitch in one strand



—	109	209	711
—	129	157	907
—	185	959	1112
—	297	973	106
—	399	318	1801

✱ French knots in one strand




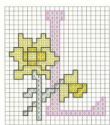


●	373	3045	2202
●	399	318	1801

✱ Whole stitches only

Max. stitch count 24 (h) x 40 (w)
Design area on 14 count fabric:
4,5x7,3cm (1 1/2x2 1/4")
Stitched by Jan Hazeleine



Onenighters



Sianade Says...



As a relative newcomer to cross stitch, this lovely ABC is the ideal project to get me started. My 12-year-old sister is a young stitcher herself, so I want to surprise her with a happy Easter card! With each letter only taking a few hours, I'm planning to stitch one a night, and I'm sure it'll be done in no time at all. French knots may be a bit tricky for me at this stage but I'm going to have a go, although if I get stuck I've already got my eye on some seed beads instead that I think

will be perfect. I'll give it to her with a chocolate egg and I know she'll love it!
Sianade Kavanagh, Editorial Assistant
Cross Stitch Crazy

Onenighters

