

SHOPPING LIST

FABRIC

a piece of 14-count white aida measuring 34.5x17.5cm (13½x7in)

THREADS

stranded cotton, listed in the key

NEEDLES

size 24 tapestry needle

FRAME

of your choice with a minimum aperture of 24.5x17.5cm (9½x7in)

TOTAL COST

£13 (excluding frame)

FARMYARD ABC KEY

• Cross stitch in two strands

	DMC	Anchor	Madeira	
∩	blanc	1	2401	white
◊	164	203	1210	light green
♥	349	13	0212	red
♣	352	9	0303	light red
♠	437	362	2012	brown
♣	738	942	2013	light brown
+	742	303	0201	dark yellow
◊	744	301	0112	yellow
+	746	275	2511	cream
○	747	158	1104	light blue
●	813	161	1013	blue
+	823	152	1008	very dark blue
●	825	162	1011	dark blue
+	920	339	0312	rust
●	988	243	1402	green
3	3042	870	0807	mauve
v	3713	23	0502	pink

• Backstitch in one strand

	DMC	Anchor	Madeira	
—	blanc	1	2401	white
—	349	13	0212	red
—	742	303	0201	dark yellow
—	823	152	1008	very dark blue
—	825	162	1011	dark blue
—	988	243	1402	green

• French knots in two strands

	DMC	Anchor	Madeira	
○	blanc	1	2401	white
●	823	152	1008	very dark blue

• MAX STITCH COUNT 24 high x 24 wide




• DESIGN AREA


14 HPI (28-count evenweave) - 4.3 x 4.3cm (1½x1½in)

16 HPI - 3.8 x 3.8cm (1½x1½in)



18 HPI - 3.3 x 3.3cm (1¼x1¼in)

These designs were stitched using DMC stranded cotton





To work French knots, bring up the needle through the fabric. Hold the thread taut in one hand and wrap the needle around the thread twice. Hold the knot in place and push the needle back through the fabric. See more tips on p95.



“To me, this alphabet is just so summery. The bright gingham letters use just two shades – one light, one dark – so you can swap them or just have them in one colour. The animals are really cute, I hope you like them too – do write and let us know!”



Maria

MAKE A KEY RACK

Why not make a simple key rack like ours? To do this, go to your local framers and pick a pine frame that will fit in with your home décor. Then buy screw-in picture hooks (your framers or local DIY shop should have these). Screw the hooks along the bottom of the frame.

