

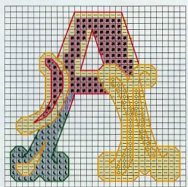




# OneNighters



*Crazy tip!*  
Make sure the top arms of your stitches all lie in the same direction



## Circus font abc

▼ DMC ▼ Anchor ▼ Madeira

### ✱ Cross stitch in two strands


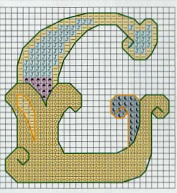


√	164	240	1209
⊖	340	118	902
J	519	1038	1105
⊙	554	90	711
⊕	725	297	113
⊖	742	303	114
—	744	301	112
c	747	158	1104
S	913	204	1212
⊗	3608	86	709
A	3716	25	503
♥	3731	76	506
⊗	3733	75	605
⊕	3766	167	1109

### ✱ Backstitch in one strand






—	3731	76	506
—	3765	169	2505
—	3821	305	2514

### ✱ Contains fractional stitches



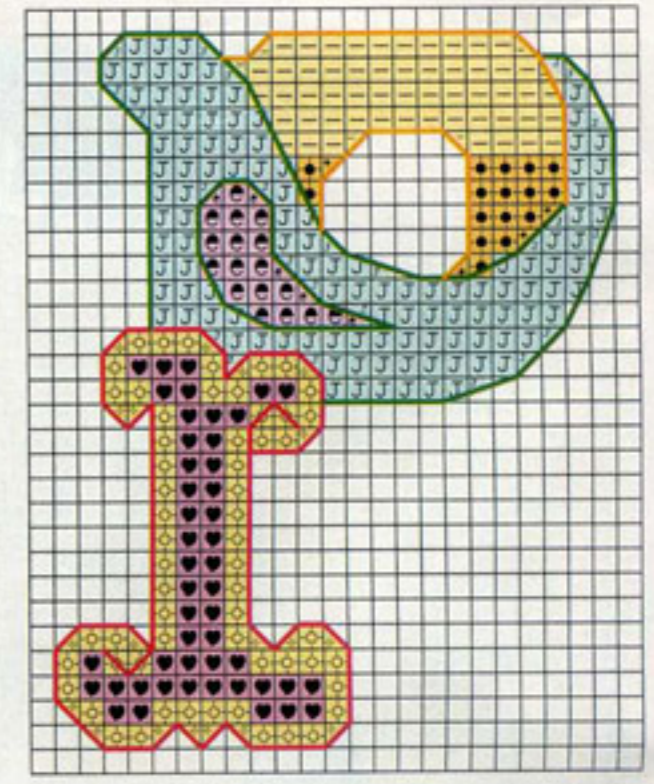

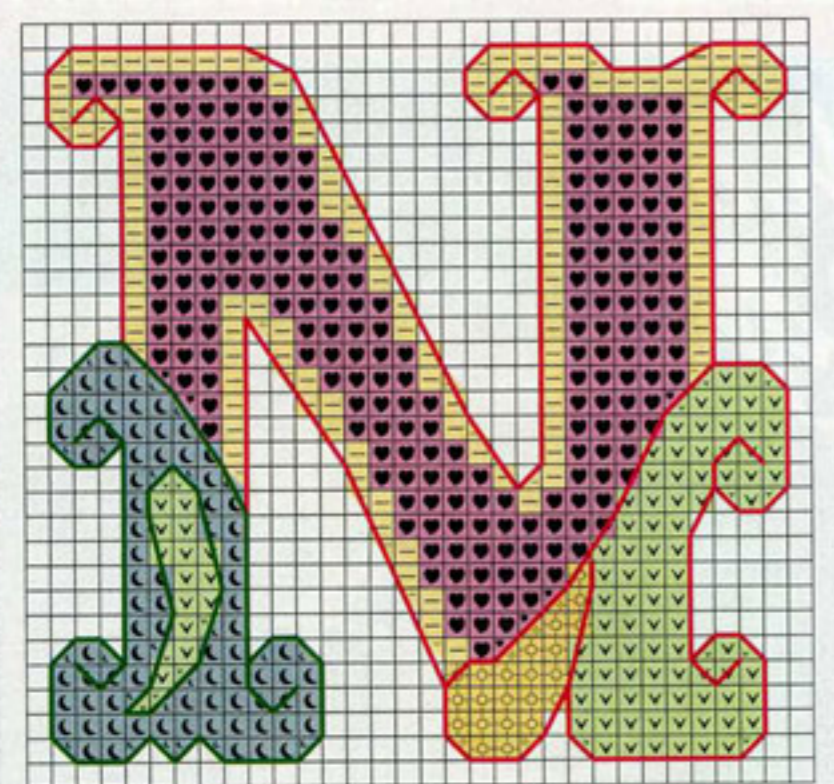
Max. stitch count 29 (h) x 30 (w)  
Design area on 14-count fabric  
5,5x5,5cm (2x2in)  
Stitched by Barbara Cox


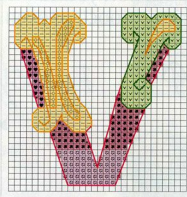





# OneNighters



*Crazy tip!*  
Avoid taking backstitch threads across the back of an unstitched area, as it may show through





## Lucy Says...



I have fond memories of being taken to the circus as a little girl, and now I like to use the vibrant colours you see at the circus in my home, so these fun letters are just the ticket! I'm going to stitch 'Home' to patch on to a colourful cushion to bring the circus straight into my living room.

**Lucy Allman, Deputy Production Editor**  
*Cross Stitch Crazy*

