



21 x 21 pontos



13 x 21 pontos



19 x 21 pontos




18 x 21 pontos




19 x 21 pontos



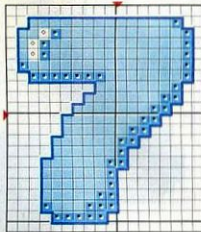
18 x 21 pontos



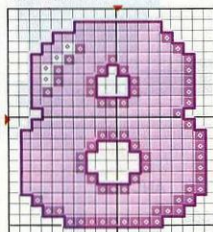
18 x 21 pontos




18 x 21 pontos




19 x 21 pontos




18 x 21 pontos



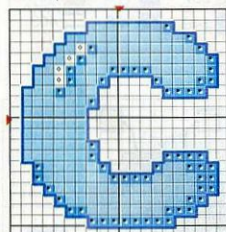
23 x 21 pontos



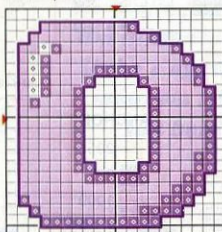
20 x 21 pontos




20 x 21 pontos




20 x 21 pontos




17 x 21 pontos



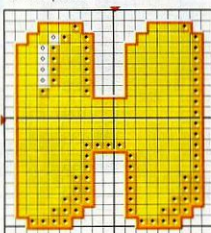
17 x 21 pontos



20 x 21 pontos



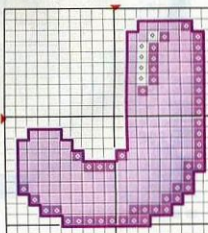
19 x 21 pontos




9 x 21 pontos




19 x 21 pontos



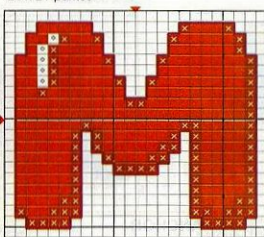
18 x 21 pontos



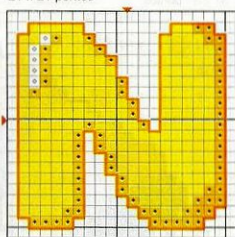
17 x 21 pontos




24 x 21 pontos




21 x 21 pontos




22 x 21 pontos




18 x 21 pontos




22 x 21 pontos



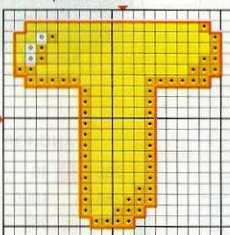
19 x 21 pontos




20 x 21 pontos




21 x 21 pontos



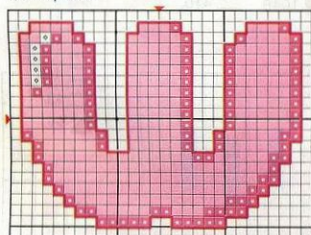
20 x 21 pontos



21 x 21 pontos



28 x 21 pontos




21 x 21 pontos



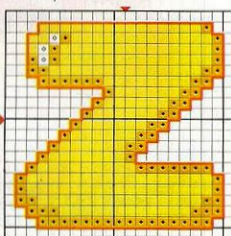
www.bordadopontocruz.com.br

*Para bordar em ponto cruz,
você pode usar agulhas sem
ponta números 24 ou 26.
Quanto maior o número,
mais grossa será a agulha.
Não utilize uma agulha
grossa para tecidos
de tramas pequenas*

19 x 21 pontos



21 x 21 pontos



| ANCHOR | | | | | |
|--------|-----|-----|-----|-----|--|
| ◊ 1 | 297 | 97 | 187 | 94 | |
| 46 | 159 | 50 | 22 | 19 | |
| 47 | 433 | 54 | 332 | 229 | |
| 289 | 342 | 185 | 410 | | |