

COLORED SQUARES BEACH COVER

Created by Bruna Szpisjak
Size M

Material:

2 balls of Charme in each color: 8990, 2194, 6156, 5203, 6218 and 4456.

Crochet hook D3/3.25 mm

Scissors.

Crochet stitch glossary and abbreviations:

stitch: st, stitches: sts; repeat: rep, chain: ch, slip stitch: sl st, single crochet (sc), double crochet (dc)

Gauge: 18 dc x 8 R = 4"/10 cm using hook D3/3.25 mm.

1 full square 4.33"/11 cm over chart 1 using hook D3/3.25 mm.

Squares: Use Charme 5203 and hook D3. Make a magic ring and follow chart 1. Row 1: 4 groups of 3 dc and 2 ch. Row 2: 3 dc, ch 2, 3 dc and ch 1 in each loop. Rows 3 - 4: follow chart. Row 5: switch to color 8990, follow chart and fasten off.

Dress: front & back are the same. Use 22 squares (chart 1) and 6 half squares (chart 2). You can join squares while making the 5th row in black, switching the chain for a sc in the next square. If you prefer, you can join squares after finishing.

Finishing: Use color 8990 and follow chart 3 to work around armholes and hem: 1 sc, ch 10, 2 sc tog into 9th ch, ch 3, 1 sl st, ch 9, 1 sc. (follow chart 3)



COLORED SQUARES BEACH COVER

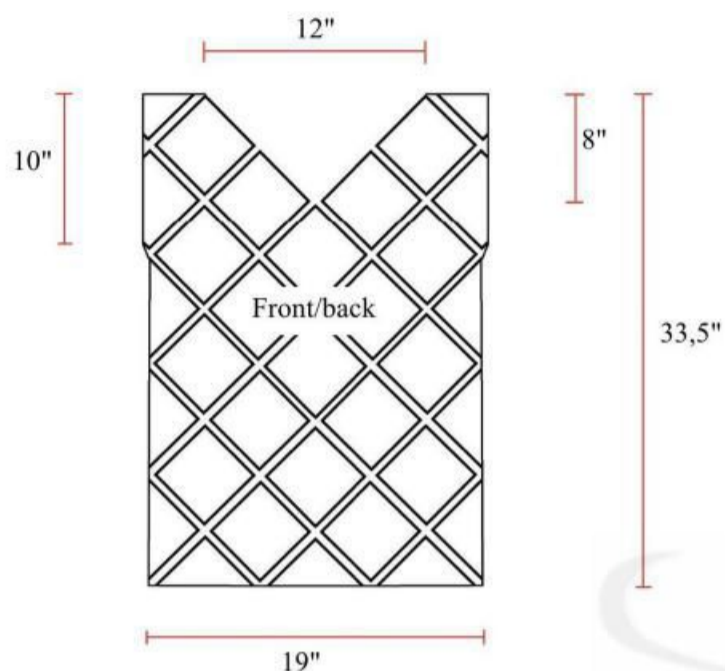


Chart 1

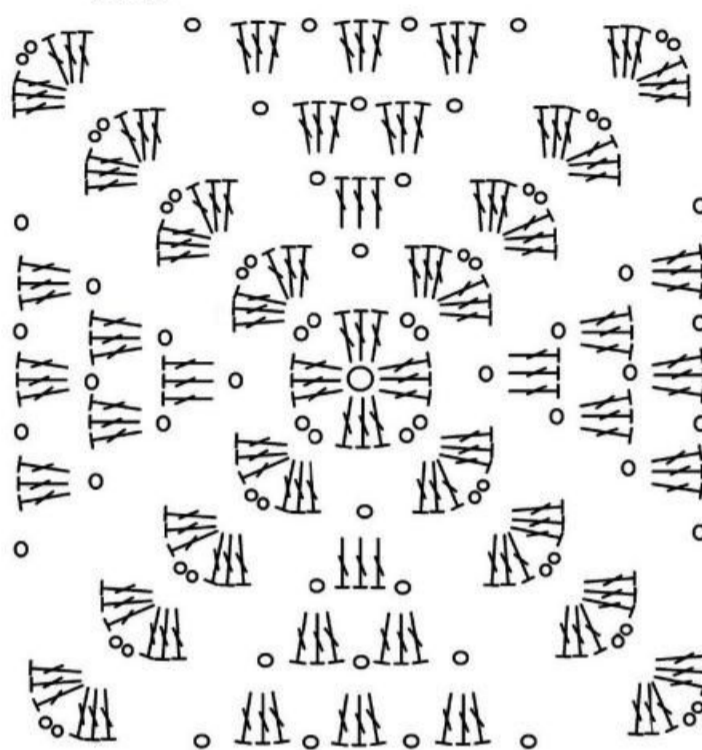


Chart 2

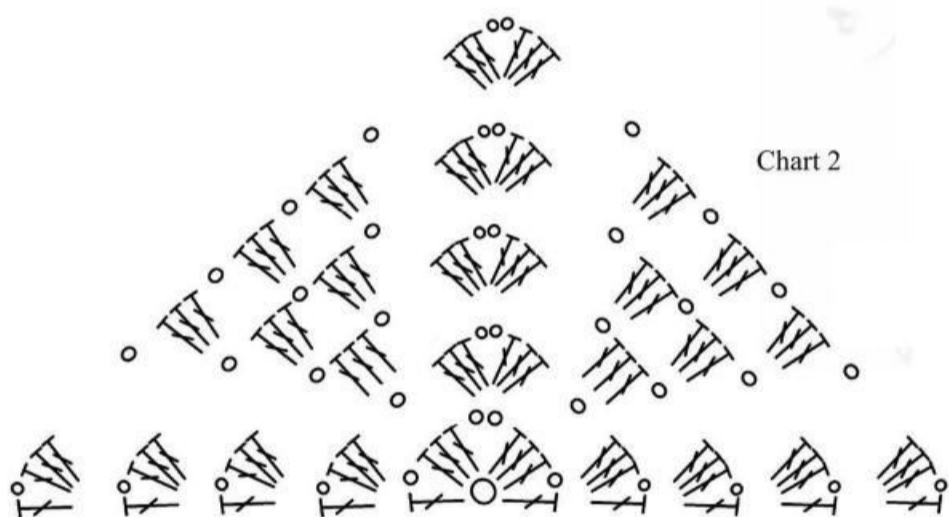
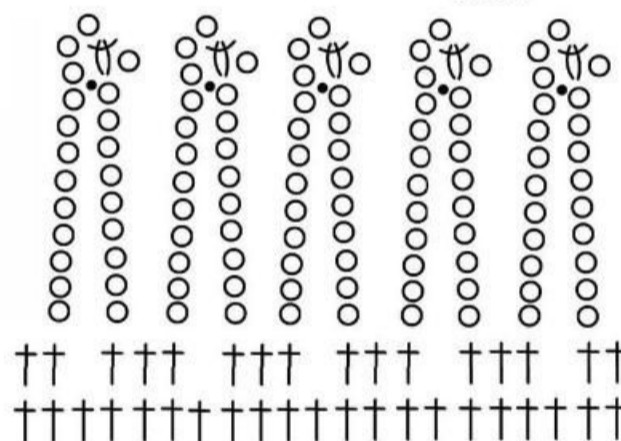


Chart 3



Stitch key

- ch
- † sc
- ‡ dc
- sl st