

20



21



22



23



24

### 20 - Flower

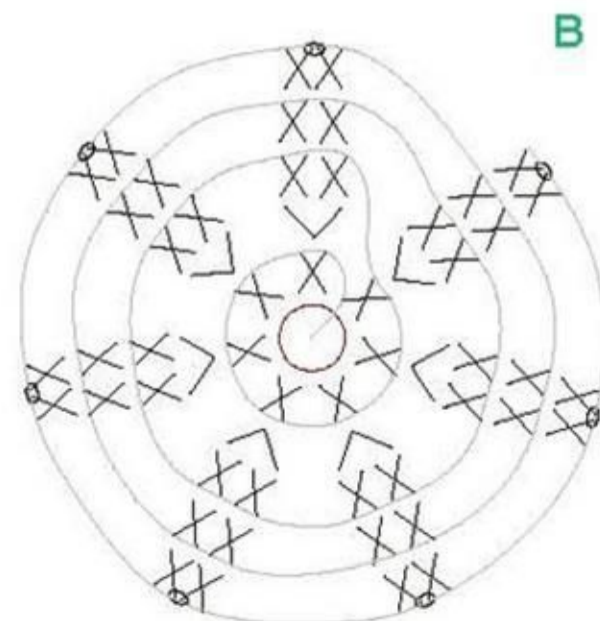
The flower consists of big petals (A) and middle part (B).


The 1st and 2nd rounds of big petals work with orange yarn, the 3rd round work with pink yarn.

The middle part work in spiral with diagram B (yellow yarn). At the end of work fill the middle part with absorbent cotton.



- 7 d.tr/tr popcorn





## 21 - Branch with Leaves

See diagram on p.43.

The work begins with chain foundation of 17 ch for stem + 10 ch for leaf. For first leaf work sl.st in 10th ch from hook, in space of 10ch work: dc/sc, h.tr/h.dc, 15tr/dc, h.tr/h.dc, dc.sc, sl.st in first dc/sc.

For next leaf make chain foundation of 6 ch for stem + 10 ch for leaf, make next leaves like first. After you get 5 leaves, work leaf on top of branch. For that leaf make 10 ch and work like first. Next leaf work like top leaf and work on opposite side. Work leaves and form stem with sl.sts (see diagram).

## 22 - Flower

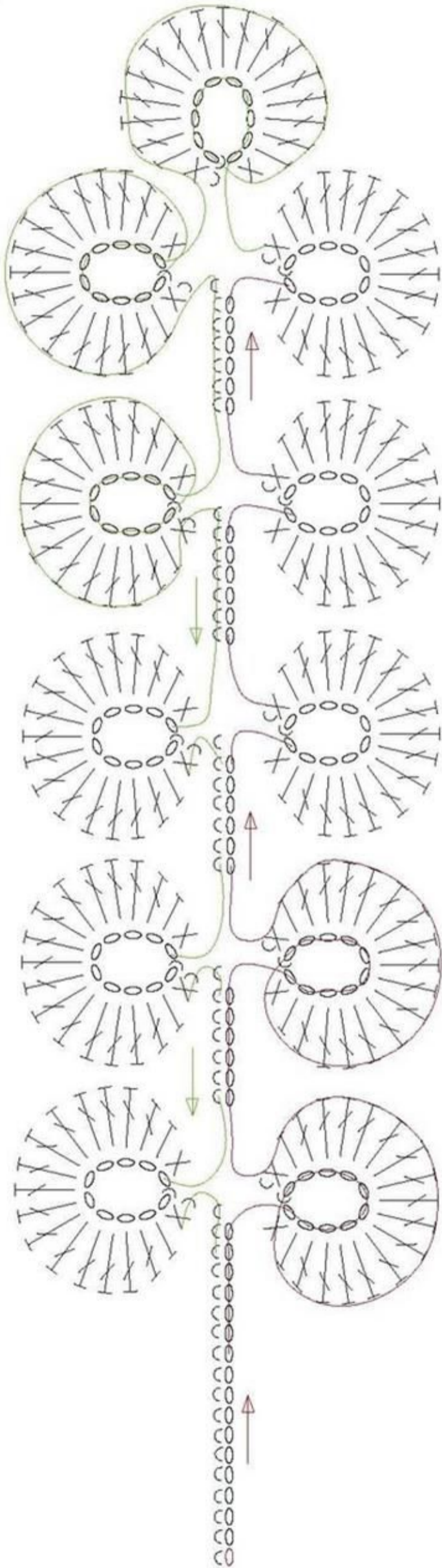
See diagram on p.44.

The flower consists of big petals and middle part.

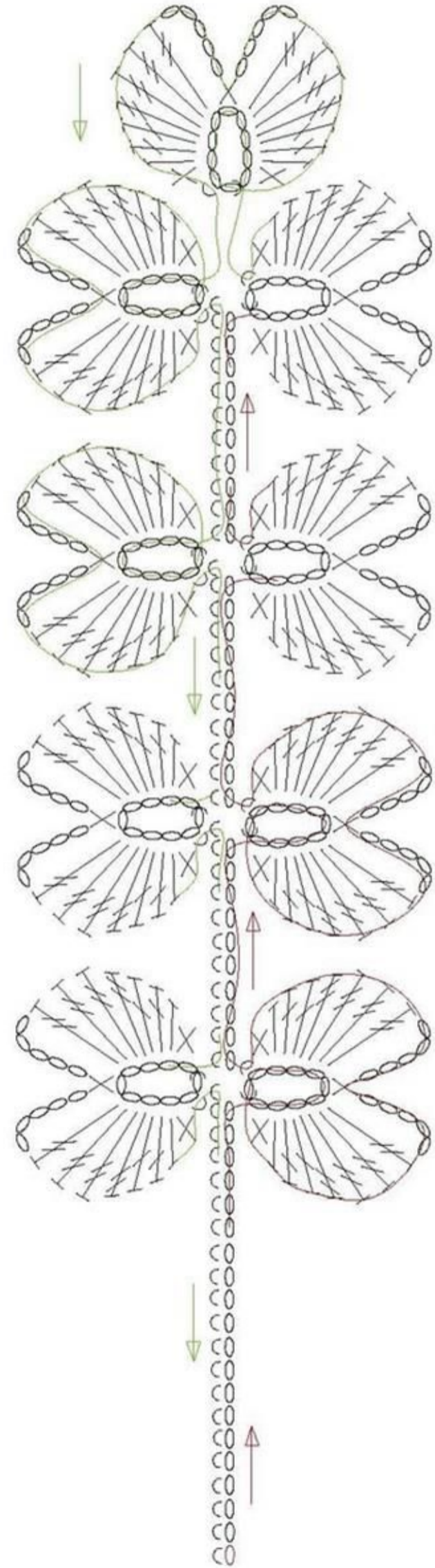
The big petals consists of **3 rings**, each ring consist of **12 petals**. The ring of petals work by orange yarn with diagram A. At the end connect last petal to first by sl.st.

The middle part work in spiral with diagram B (yellow yarn). At the end of work fill the middle part with absorbent cotton.

21 - Branch with Leaves

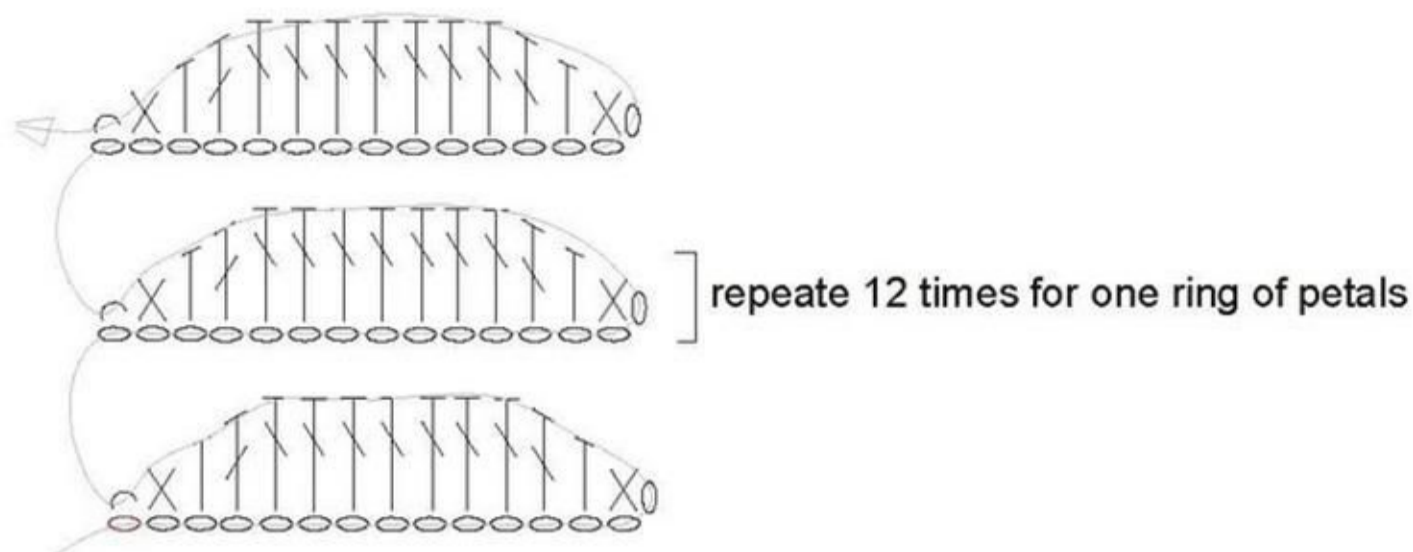


23 - Branch with Leaves




## 22 - Flower

A



B



## 23 - Branch with Leaves

See diagram on p.43.

The work begins with chain foundation of 20 ch for stem + 10 ch for leaf. For first leaf work sl.st in 10th ch from hook, in space of 10ch work: dc/sc, h.tr/h.dc, 2tr/dc, 4d.tr/tr, 5ch, dc/sc, 5ch, 4d.tr/tr, 2tr/dc,h.tr/h.dc, dc.sc, sl.st.

For next leaf make chain foundation of 10 ch for stem + 10 ch for leaf, make next leaves like first. After you get 4 leaves, work leaf on top of branch. For that leaf make 10 ch and work like first. Next leaf work like top leaf and work on opposite side. Work leaves and form stem with sl.sts (see diagram).

## 24 - Branch with Leaves

The work begins with chain foundation of 15 ch for big stem + 10 ch for leaf's stem + 5 ch for leaf. For first leaf work sl.st in 5th ch from hook, in space of 5ch work: dc.sc, \* 5ch, dc/sc, repeat from\*, 2 times. Work 2nd round: in each space of 5 ch: dc/sc, h.tr/h.dc, 10tr/dc, ,h.tr/h.dc, dc.sc. For leaf's stem work sl.st in each ch (10st).

For next leaf make chain foundation of 10 ch for leaf's stem + 5 ch for leaf, make next leaves like first. After you get 3 leaves, work big stem with sl.sts (see diagram).

