


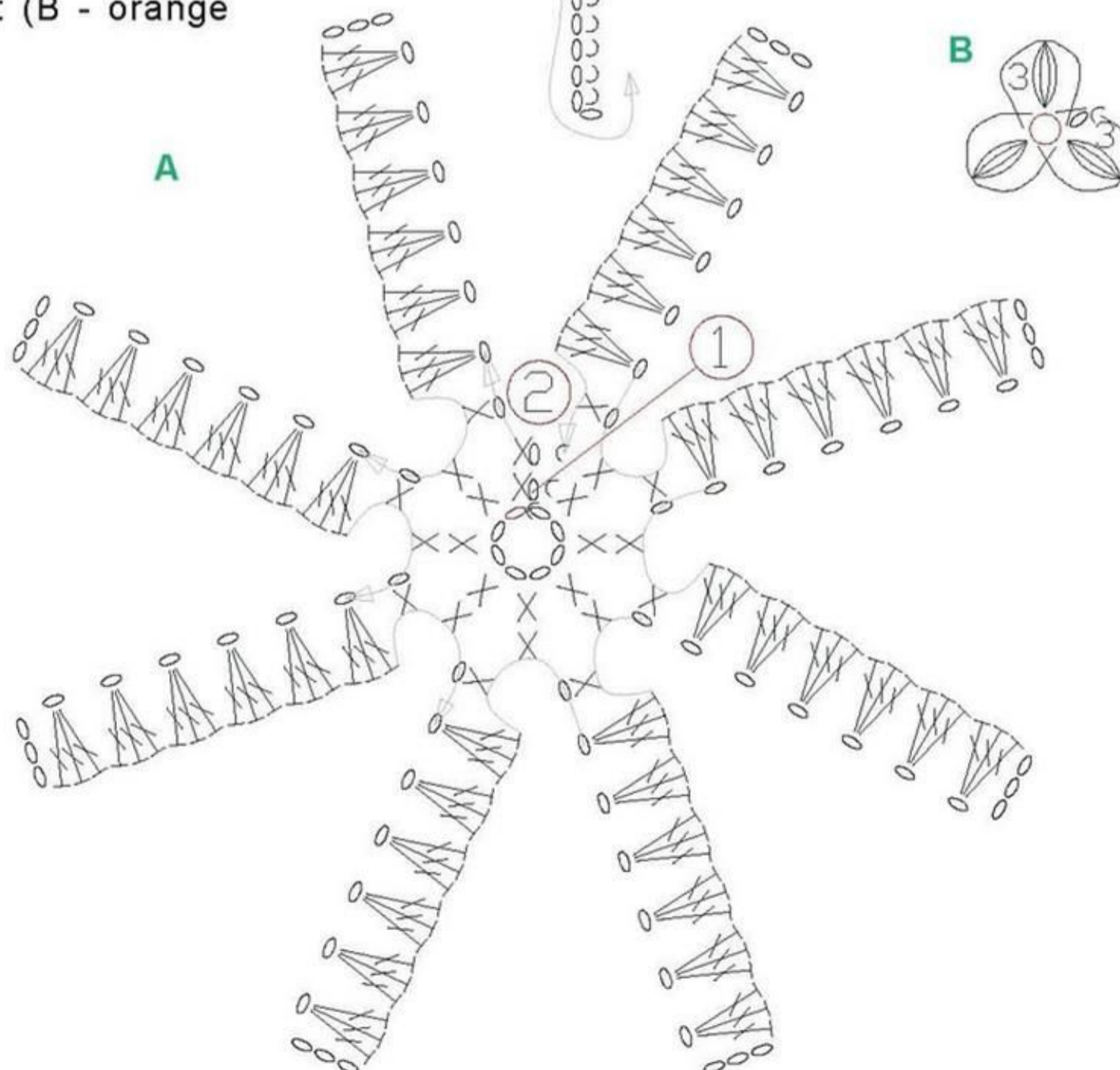
Stitch Diagrams

01 - Leaf



02 - Flower

The flower consists of big petals (A - pink yarn) and middle part (B - orange yarn).



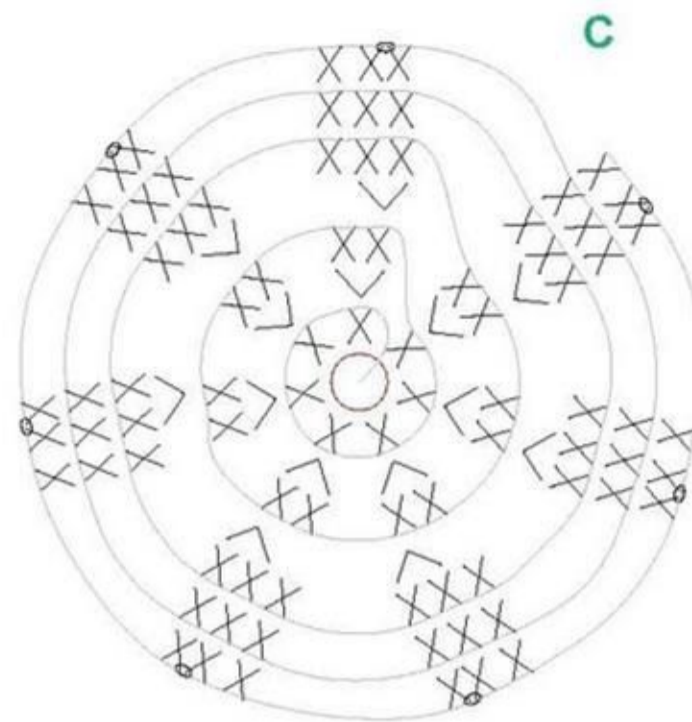
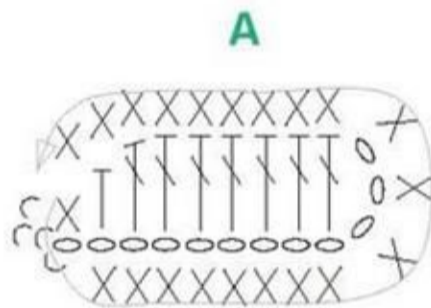
03 - Flower

The flower consists of big petals (A), 2 middle parts (B and C).

Work with diagram A - **two** rounds of petals (white yarn). For one round make 8 petals (for each next petal make 12 ch and work given stitches - see diagram). The last petal connects to first by sl.st.

For middle part 1 work with diagram B (green yarn).

For middle part 2 work in spiral with diagram C (yellow yarn). At the end of work fill the middle part with absorbent cotton.



04 - Branch with Leaves

See diagram on p.28.

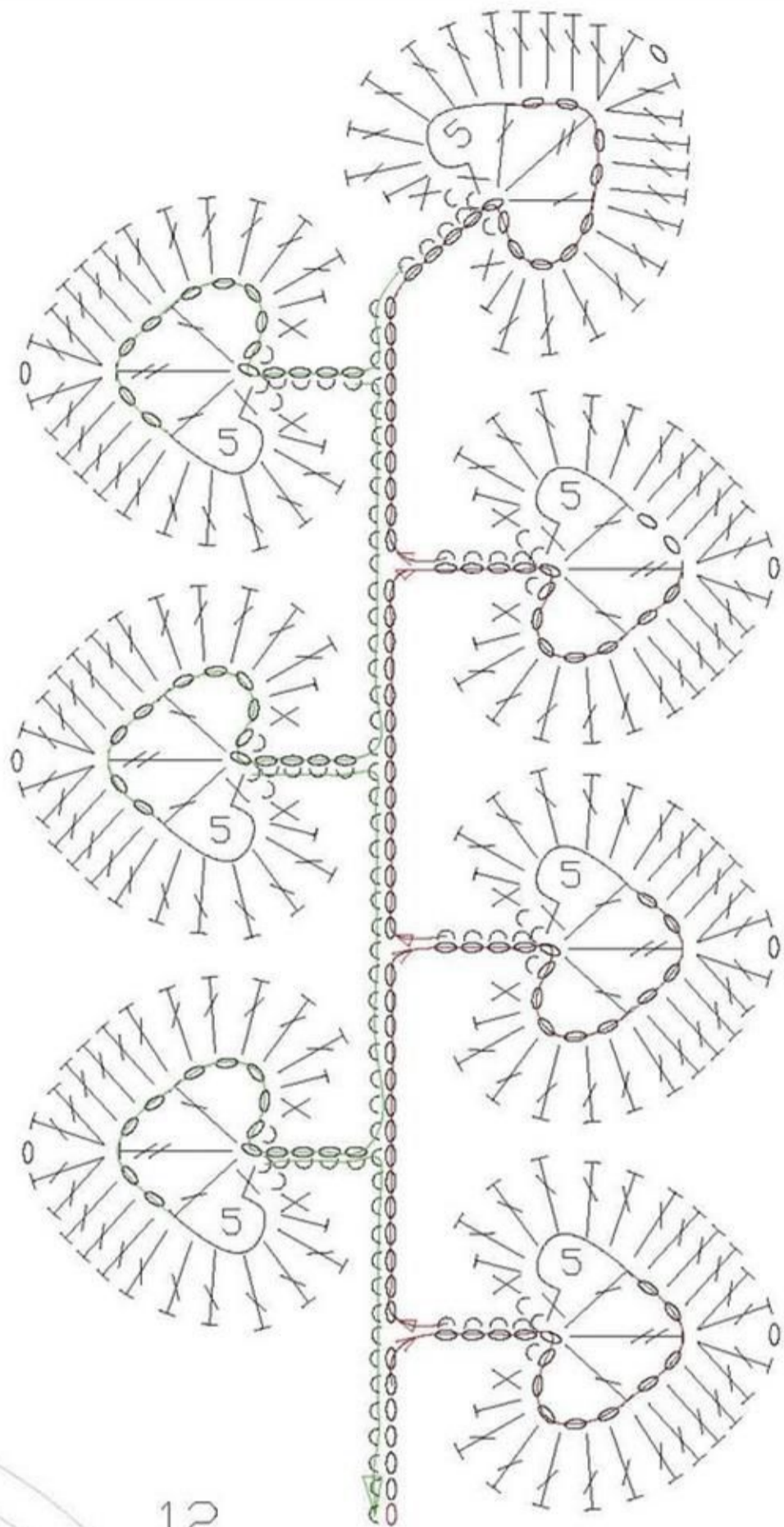
Make chain foundation of 7 chs.

For leaf work:

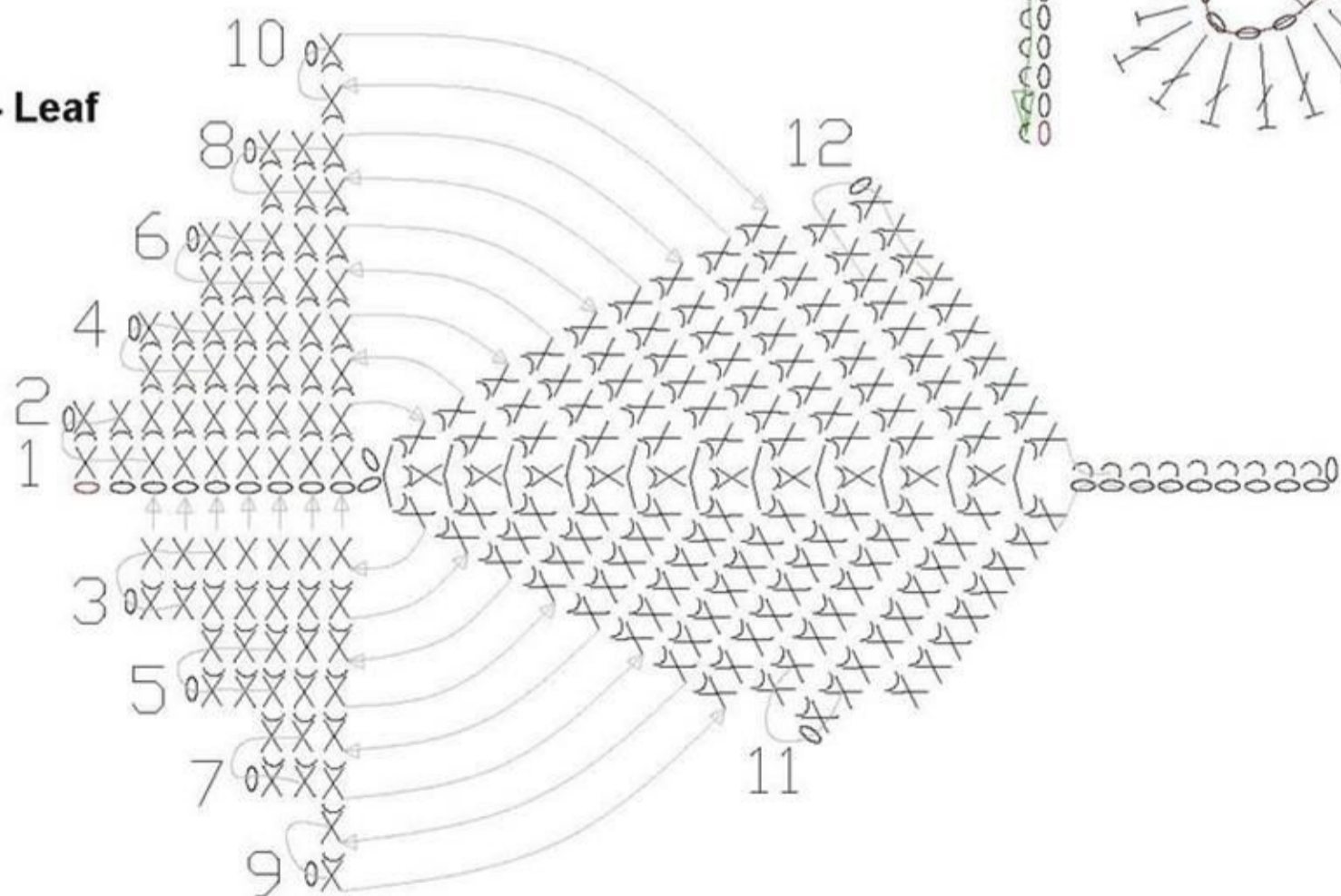
10 ch, 1 tr/dc in 6ch from hook, 2ch, 1 d.tr/tr - 2 ch - 1 tr/dc - 5 ch - 1 dc/sc - sl.st in the same ch. Work 2nd round: sl.st - dc.sc - h.tr/h.dc - 5tr/dc in first arch of 5 ch, 1 tr/dc in tr/dc below, 3 tr/dc in arch of 2 ch, 2 tr/dc - 1ch - 2 tr/dc in d.tr/tr below, 3 tr/dc in next arch of 2ch, 1 tr/dc in tr/dc below, 5 tr/dc - h.tr/h. - dc /sc in arch of 5 ch, sl.st in dc/sc below, then work 5 sl.st in next 5 ch.

For next leaf work 14 ch and repeat first leaf. After you get a 3 leaves work leaf on top of branch: make 10 ch and repeat first leaf. Work on oposite side with sl.st and continue make leaves (see diagram).

04 - Branch with Leaves



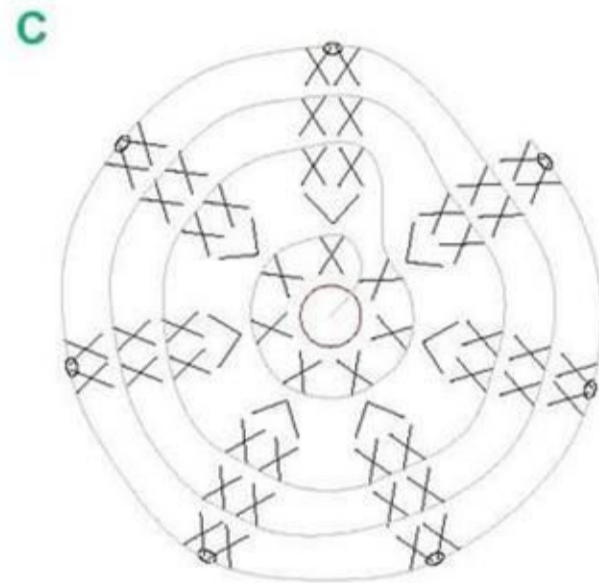
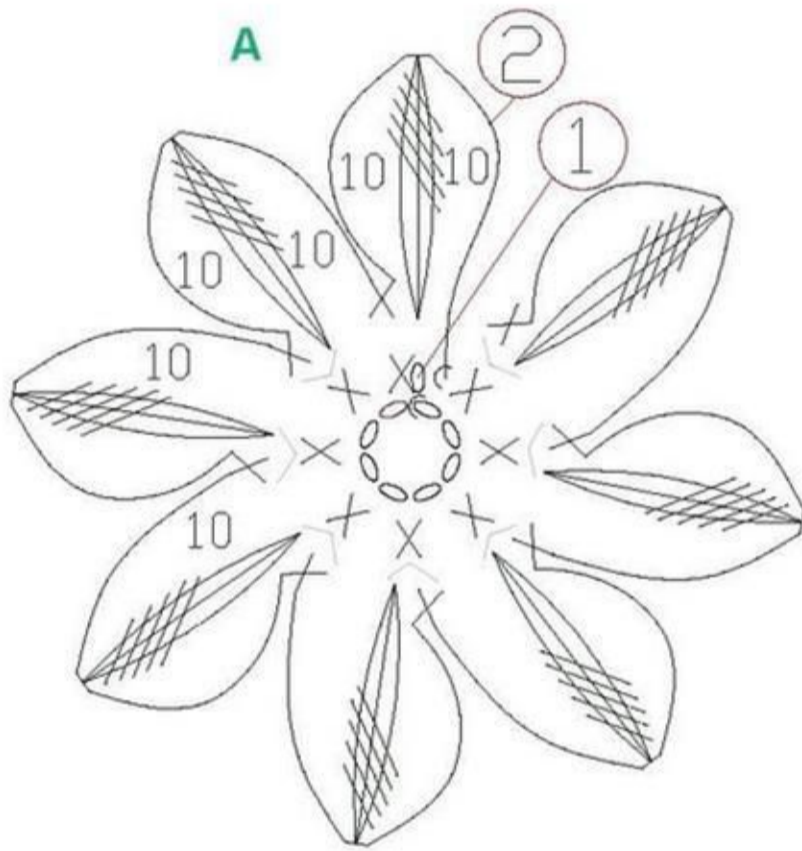
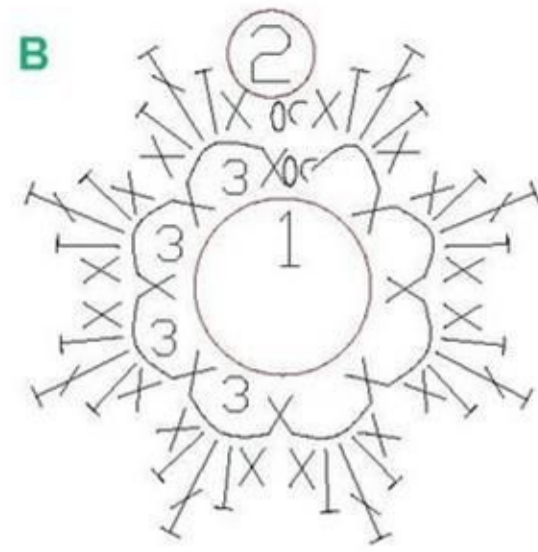
05 - Leaf



06 - Flower

The flower consists of big petals (A - violet yarn), 2 middle parts (B - orange yarn and C - yellow yarn).

For middle part 2 work in spiral with diagram C. At the end of work fill the middle part with absorbent cotton.



08 - Leaf

For the first leaf make chain foundation of 8 ch (A), work dc/sc in 2nd ch from hook and dc/sc in each stitch of chain foundation. At the end work sl/st in last ch, 1 ch, continue work on opposite side. In each stitch work dc/sc, h.tr/h/dc, 2 tr/dc, 2d.tr/tr, 5 d.tr/tr - picot of 3 ch - 3 d.tr/tr in the same stitch, in dc/sc below work 3d.tr/tr, 2 tr/dc, h.tr/h.dc, dc/sc - sl.st in the same stitch.

Work in this way next leaf. Make chain foundation of 10 ch, work with diagram.

After you get 5 leaves work a base of steam (B - see on p.31). For the base work 1dc/sc in the end of all leaves, than turn and work: 1 dc/sc decrease, 1 dc/sc, 1dc/sc decrease.

Than work steam: make chain foundation of 20ch, work dc/sc and sl.st at the end (see diagram).

